


MINI-44 Marine diesel engine

42 HP 4 cylinder Mitsubishi base



Light and compact

A careful design gives these engines optimum power in reduced dimensions, with an ideal weight/power ratio, making them suitable for installing in a wide range of vessels.

Robust and reliable

The block and cylinder head have been built with a high resistance grey cast iron and a double circuit cooling system especially designed for marine use, guaranteeing maximum duration without problems.

Low level of emissions

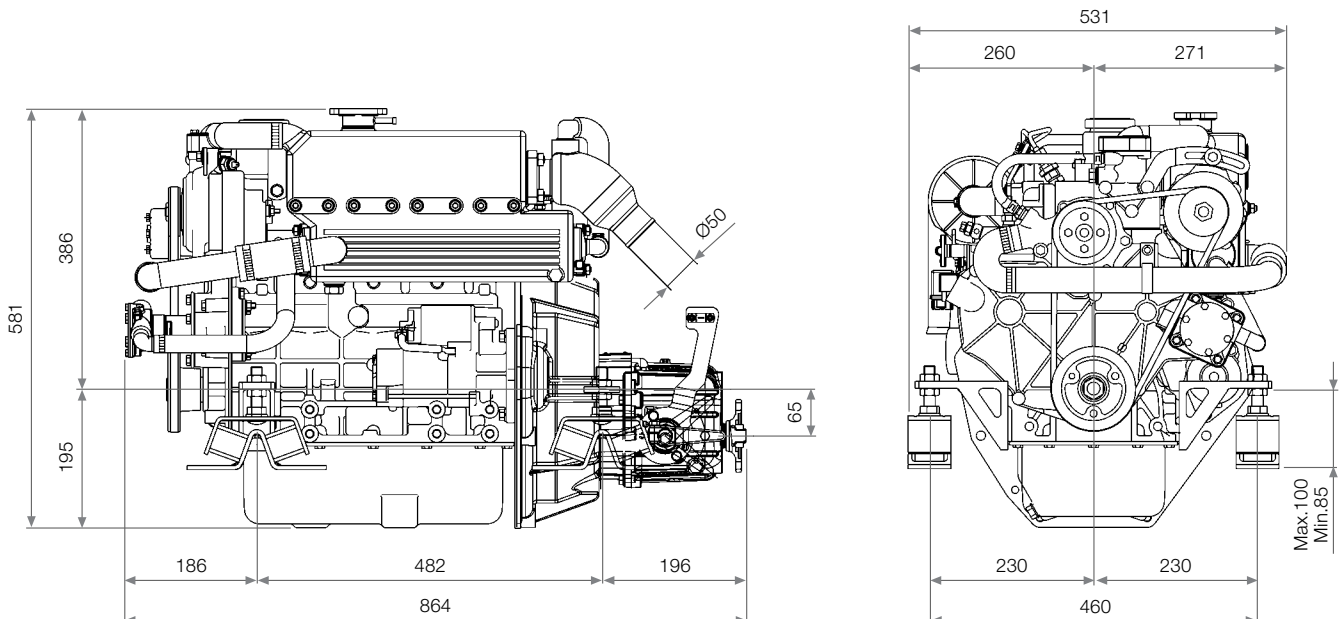
A high technological development enables a low level of emissions, thus complying with the latest standards of the 2003/44/EC European Directive on exhaust gas emissions.

Easy maintenance and long lasting

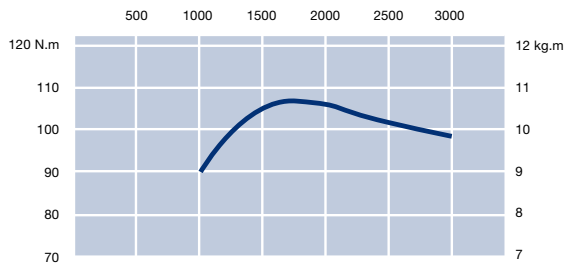
The layout of the features makes inspection and maintenance operations in reduced spaces easy and ensures they are long lasting in extreme conditions.



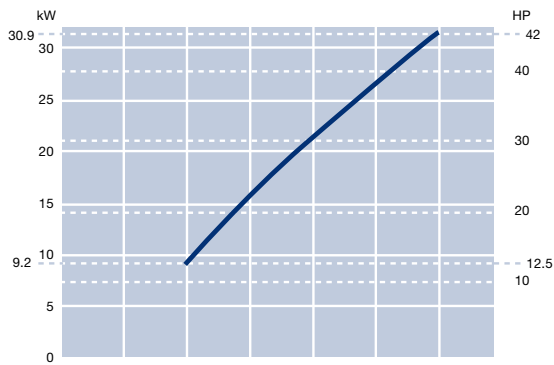
Dimensions (in mm)



Engine torque

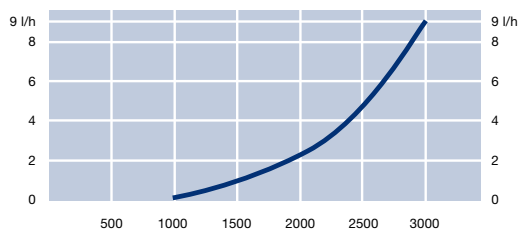


Power



Note: Power as per ISO 3046/1

Fuel consumption



General characteristics

Type	Diesel, 4-stroke
No. of cylinders	4 in line
Diameter x stroke (mm)	78 x 92
Total displacement (c.c.)	1.758
Compression ratio	22:1
Maximum output	42 HP (30.9 kW)
Continuous output	38 HP (27.9 kW)
Maximum r.p.m.	3.000
Injection system	Indirect
Cooling system	Fresh water cooling with heat exchanger
Electrical system	12V – Starting motor 1.7 kW Alternator 50 A
Maximum installation angle	20° continuous / 25° intermittent
Saltwater hose - inside diameter	20 mm
Fuel hose - inside diameter	6 mm
Leak off fuel hose - inside diameter	5 mm

Gearbox model	TTMC 35 P	TTMC 35 A2	SMI-R3
Manufacturer	Kanzaki	Kanzaki	Solé Diesel
Type	Mechanical	Mechanical	Mechanical
Down angle	–	7°	–
Reduction ratio (pleasure)	2:1 - 2.61:1	2.33:1	–
Reduction ratio (cont. duty)	2:1	–	2:1 - 2.5:1 - 3:1
Engine weight with gearbox	172 kg	174 kg	190 kg

Instrument panel (Dimensions in mm)

(standard)



Includes:

- Control panel with tachometer
- Hour meter
- Battery charge warning light
- Thermometer
- Acoustic and visual water and low oil pressure alarms
- Starter key

(optional)



Also includes:

- Voltmeter
- Oil pressure gauge

Dimensions:
150x250 mm

Standard equipment:

- Electrical starter, alternator, electrical stop and cabling assembled on the engine
- Instrument panel
- 3 m cable harness
- Engine rubber mounts
- Oil sump pump
- Owner's and part list manual

Optional equipment:

- Sea water cocks
- Water filter
- Diesel filter with separator
- Remote controls
- Propeller Shafts
- Sterntube
- Propellers
- Exhaust system
- Front Pulleys
- Double instrument panel installation



Solé, S.A. strives to constantly improve its end products, therefore the design, description, size, configuration and other technical specifications given here are only for informative purposes, and should not be considered to be a binding offer on the end product. The technical specifications and the presentation are subject to variations and changes without prior warning.

